

# Bliss 2019 - Staging and Lighting Notes

---

## See attached diagrams for reference.

The measurements shown for positions of the borders and legs are the ideal positions for our show. While they do not need to be exact, please hang them as closely as possible to the dimensions in the drawings. We would suggest hanging borders about 20cm downstage of each bar used to hang the legs.

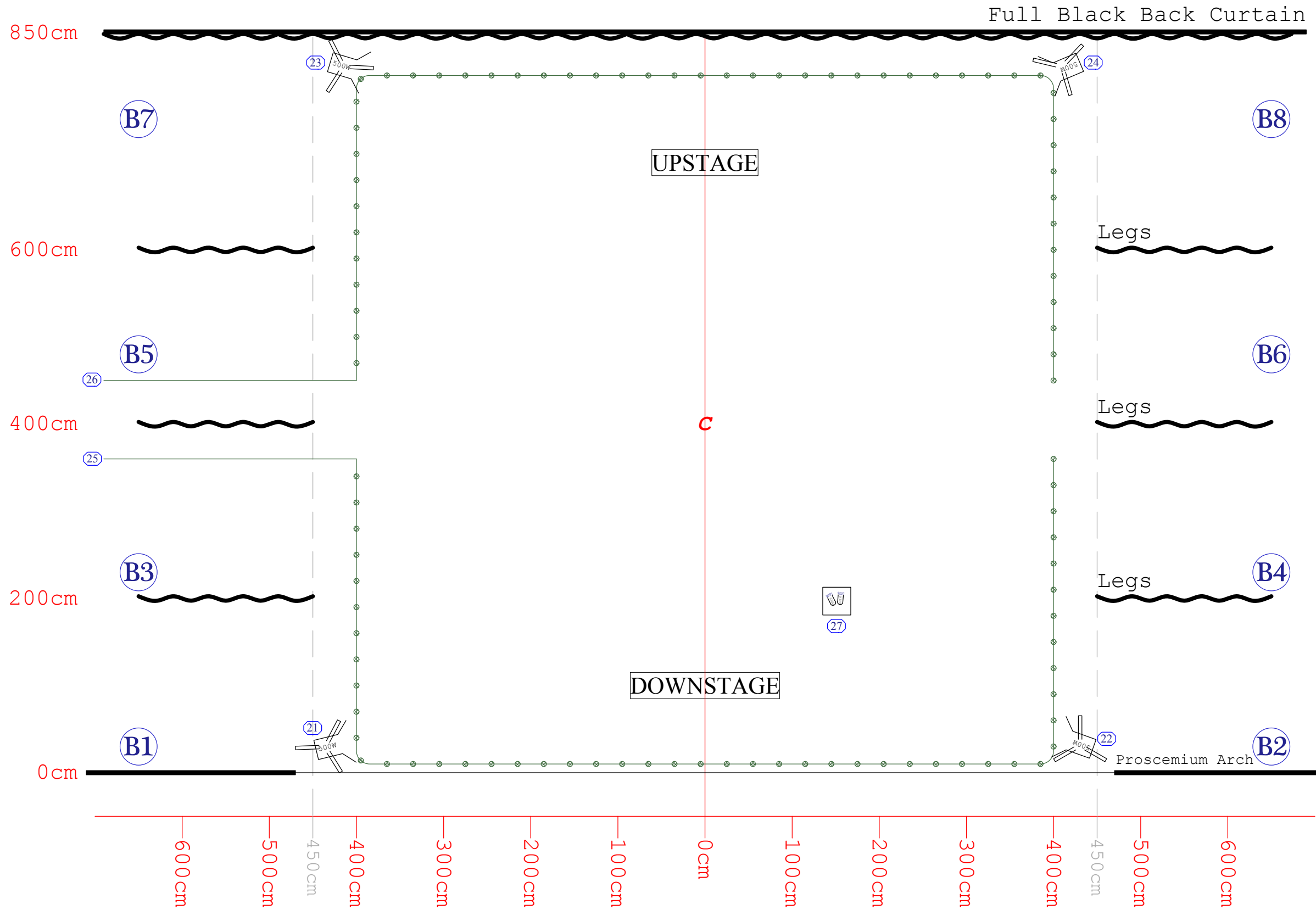
The only overhead lighting should be a general front wash from the venue's normal front light / Front-of-House positions. There is no overhead lighting over the stage used for our show.

There are four profiles drawn on the plan to provide front/side light (channels 1, 2, 3 and 4). The drawing suggests ideal positions, but these should end up wherever is the closest reasonable position the venue can offer.









The exact positions of the booms will need to be adjusted a little once we arrive, as we will have various chairs and props to fit in to the wings also.

We have drawn 500w Fresnels for the majority of the lighting on the side booms and the floor corners. If the venue only has 1000W or 1.2k Fresnels these are an acceptable substitute, however all of the Fresnels used in the final setup must be of the same power rating.

# STAGE PLAN AND FLOOR LIGHTING



## Equipment List

-  500w Fresnel
-  1kW Zoom Profile
-  Festoon string (toured)
-  Par16 Birdies (pair)
-  Bx Boom positions on stage
-  Lxxx Lee gel colour
-  xx Desk Channel number
-  Tripod base or floor stand for lamps at floor level



'Bliss' - Voronezh - 2019



Lighting Designers:  
Paul Bourne w. Ash Day

Drawing date: 26-May-2019

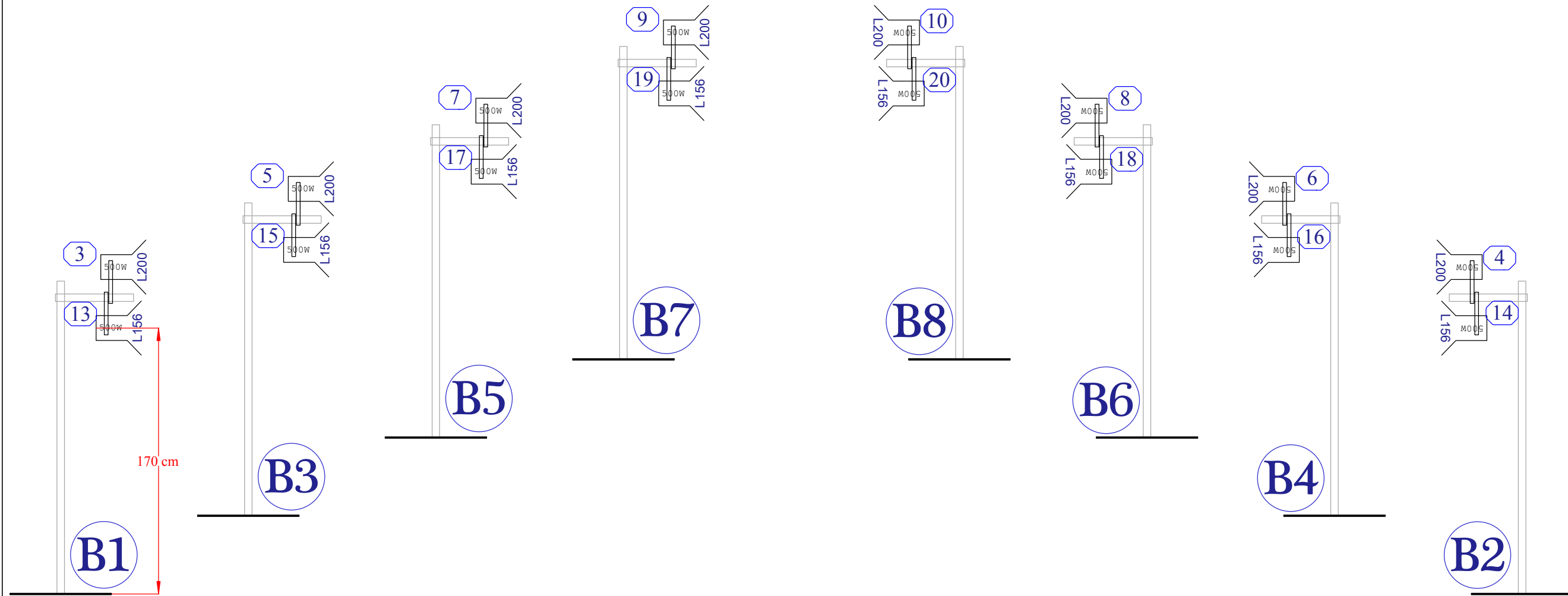
Version: 1b

Page: 1 of 2


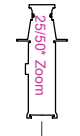



  Front side-light,  
ideal height around 3m  
above stage level

  Front side-light,  
ideal height around 3m  
above stage level

# LIGHTING BOOM SETUP



## Equipment List

-  500w Fresnel
-  1kW Zoom Profile
-  Festoon string (toured)
-  Par16 Birdies (pair)
- Bx** Boom positions on stage
- Lxxx Lee gel colour
- xx** Desk Channel number
-  Tripod base or floor stand for lamps at floor level

'Bliss' - Voronezh - 2019

Lighting Designers:  
Paul Bourne w. Ash Day

Drawing date: 26-May-2019

Version: 1b

Page: 2 of 2